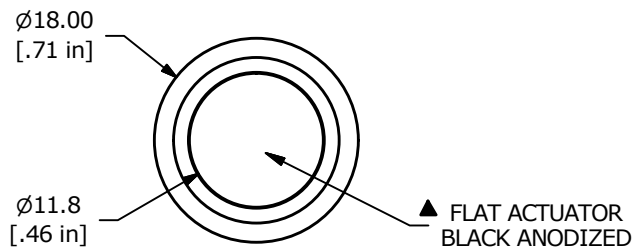


PANEL CUTOUT
MAX. PANEL THICKNESS
14.0mm [.55]

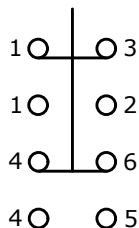


▲ FLAT ACTUATOR
BLACK ANODIZED

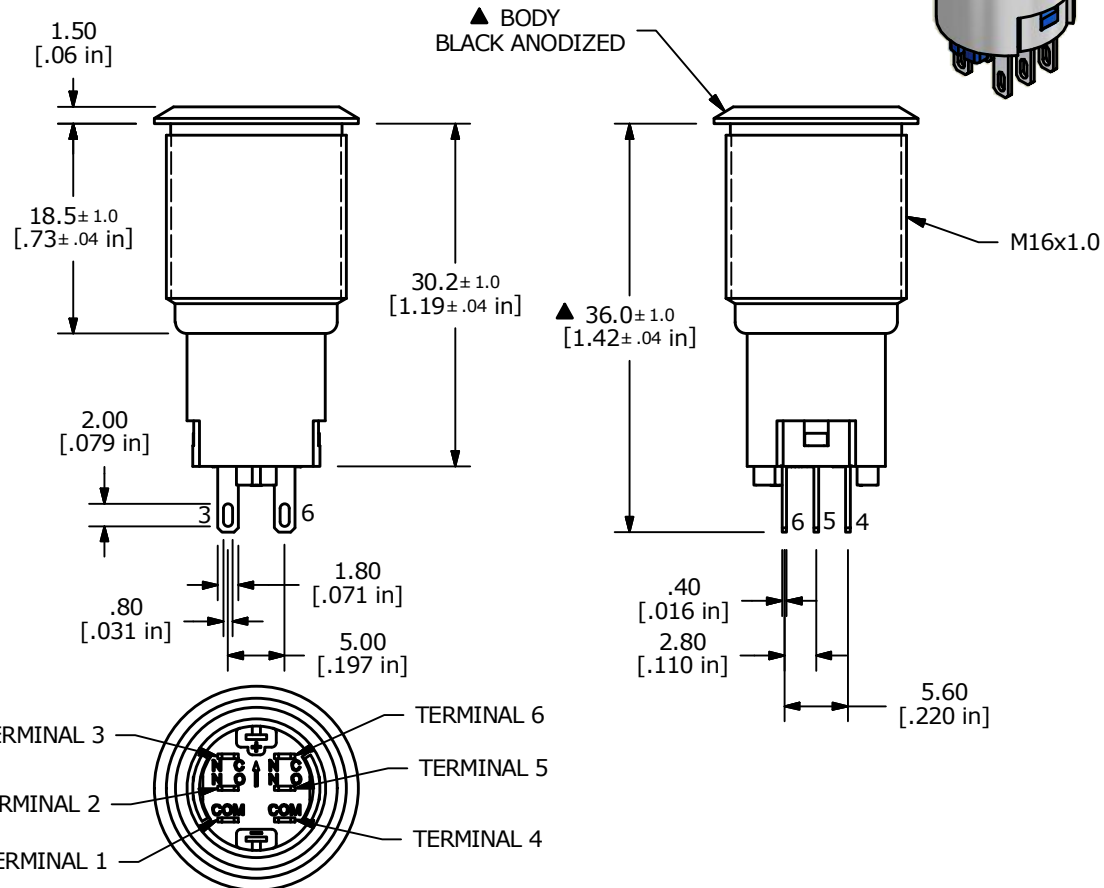


SWITCH FUNCTION	
POS. 1	POS. 2
ON	(ON)
1-3, 4-6	1-2, 4-5

(ON) = MOMENTARY



▲ DPDT ON-(ON)
CONTACT CONFIGURATION



- NOTE:
- ALL DIMENSIONS IN MM [INCH]
 - GENERAL TOLERANCE: X.X = ±0.4
X.XX = ±0.25
 - TERMINAL NUMBERS FOR REF ONLY
 - ▲ CONTACT MATERIAL: SILVER
 - RATING: 2A 48VDC
 - ELECTRIC LIFE: 50,000 MAKE-AND-BREAK CYCLES AT FULL LOAD.
 - INSULATION RESISTANCE: 1,000 MΩ MIN.
 - DIELECTRIC STRENGTH: 2,000 VAC MIN. FOR 1 MINUTE
 - CONTACT RESISTANCE: 50mΩ MAX. @ 1A 12VDC
 - OPERATING TEMP.: -20°C to 55°C
 - ▲ DENOTES CRITICAL PARAMETER.
 - ▲ 12. HARDWARE SUPPLIED: O-RING AND HEXNUT
 - INGRESS RATING: IP40
 - 2002/95/EC (ROHS) COMPLIANT
 - LAMP VOLTAGE: NO LAMP

D	22106	UPDATE TO NEW TERMINAL HOUSING	12/28/15	MW
C	20452	CORRECT CONTACT CONFIG.	02/02/12	BMA
B	20423	UPDATE AND CONVERT	1/24/12	BMA
REV	PCR NO	DESCRIPTION	DATE	BY

THE INFORMATION CONTAINED IN THIS DOCUMENT IS PROPRIETARY TO E-SWITCH AND IS NOT TO BE COPIED OR TRANSFERRED



TITLE PV3F2H011				
SCALE	DATE	DR	DWG	REV
1.5:1	1/24/2012	EBP	52-PV3F2H011	D